

Roger™ Pass-around

Quick setup guide | Schnellstartanleitung

Guide d'installation rapide | Guía rápida de instalación

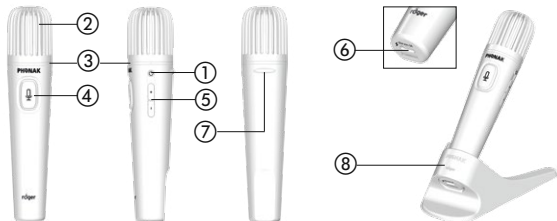


roger



PHONAK
life is on

Device description
 Produktbeschreibung
 Description de l'appareil
 Descripción del dispositivo

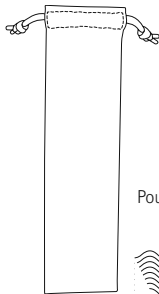


- | | |
|--|--|
| ① On/Off | ⑤ Volume +/-
Lautstärke +/-
Volume +/-
Volumen +/- |
| ② Microphones
Mikrofonen
Microphones
Micrófonos | ⑥ micro-USB |
| ③ Indicator light
Statusanzeige
Témoin lumineux
Indicador luminoso | ⑦ Anti-rolling
Rollstopper
Anti-roulement
Anti-balanceo |
| ④ Mute or PTT
Stumm oder PTT
Mode sourdine ou PTT
Modo silencio o PTT | ⑧ Table stand
Tischstativ
Pied table
Soporte de mesa |

Components
Komponenten
Composants
Componentes



Roger Pass-around



Pouch | Beutel | Poche | Bolso





Table stand | Tischstativ |
Pied table | Soporte de mesa

Package contents may vary slightly depending on country.
Der Lieferumfang kann je nach Land variieren.
Le contenu peut varier selon les pays.
El contenido puede variar dependiendo del país.

Charging
Aufladen
Charger
Cargar


A



B



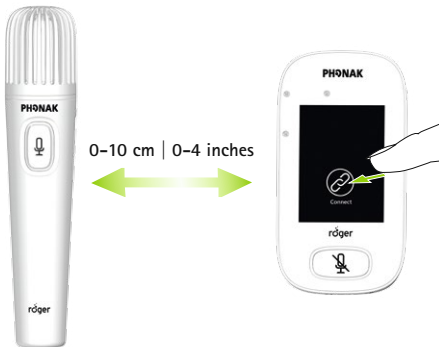
C



Switching On/Off
Ein-/Ausmachen
Mise en marche/éteindre
Encender/apagar



Connecting
Verbinden
Connecter
Conectar



Connect Roger Pass-around to Roger Touchscreen Mic before first use [Connect].

Verbinden Sie Roger Pass-around mit Roger Touchscreen Mic vor der ersten Inbetriebnahme [Connect].

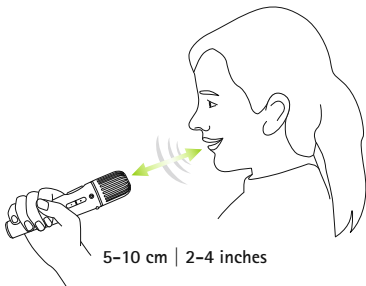
Connecter Roger Pass-around avec Roger Touchscreen Mic avant la première utilisation [Connect].

Conecte Roger Pass-around con Roger Touchscreen Mic antes del primer uso [Connect].

How to use
Wie benützen
Comment utiliser
Cómo utilizar

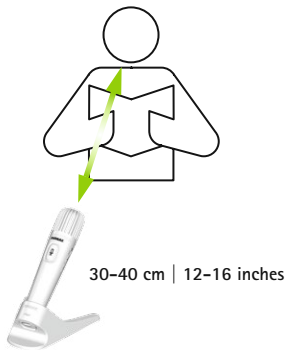


A



5-10 cm | 2-4 inches

B

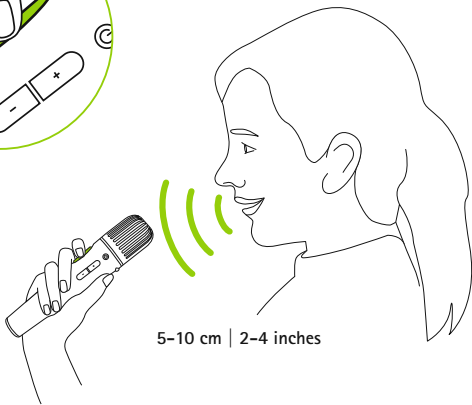


30-40 cm | 12-16 inches

Activate and use PTT
Aktivieren und PTT benutzen
Activer et utiliser PTT
Habilitar y utilizar PTT



Push-To-Talk (PTT)	
Activated	✓
Deactivated	



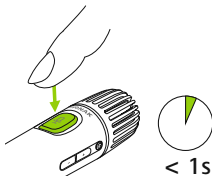
5-10 cm | 2-4 inches

Reading a book (PTT)
Ein Buch lesen (PTT)
Lire un livre (PTT)
Leer un libro (PTT)

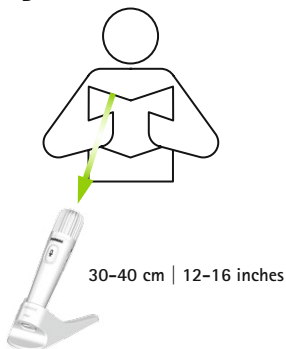


Push-To-Talk (PTT)	
Activated	✓
Deactivated	

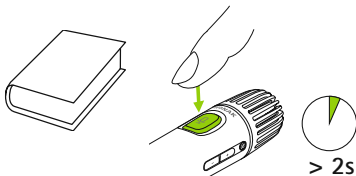
A



B



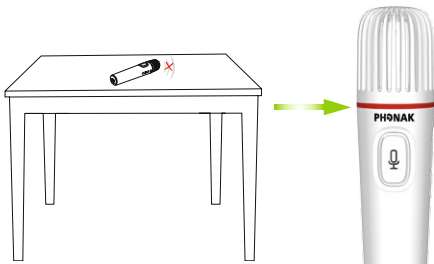
C



Mute (manually)
Stumm (manuell)
Sourdine (manuel)
Silenciar (manual)



Automatic mute
Automatisch Stumm
Sourdine automatique
Silenciar automático



Microphone volume and SoundField
Mikrofonlautstärke und SoundField
Volume microphone et SoundField
Volumen micrófono y SoundField



Press to temporarily adjust microphone volume on the SoundField.

Taste, um vorübergehend Mikrofonlautstärke aus Soundfield einzustellen.

Bouton pour ajuster temporairement le volume du microphone dans le Soundfield.

Tecla para ajustar temporalmente el volumen del micrófono en el SoundField.



Indicator light
Statusanzeige
Témoin lumineux
Indicador luminoso



On/Off



Charging | Aufladen | Charge | Cargar



Fully charged | Voll aufgeladen |
complètement chargé | Completamente cargado



Voice broadcast | Stimme Übertragung | transmission de
la voix | transmisión de voz



Mute | Stumm | Mode sourdine | Modo silencio



Microphone standby (PTT mode) | Mikrofon Standby (PTT
Modus) | Microphone en attente (PTT mode) | Micrófono
standby (PTT moda)



Primary not available | Primary nicht verfügbar |
Primary indisponible | Primario no disponible



 Volume | Lautstärke | Volume | Volumen



Indicator light
Statusanzeige
Témoin lumineux
Indicador luminoso



On/Off



Charging | Aufladen | Charge | Cargar



Fully charged | Voll aufgeladen |
complètement chargé | Completamente cargado



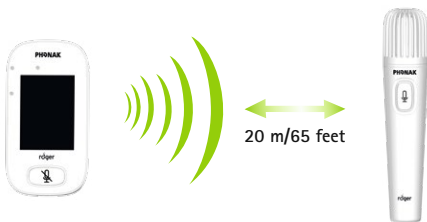
Switched on | Eingeschaltet | Allumé | Encendido



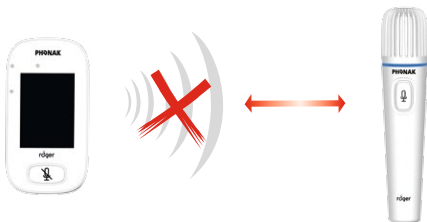
Recharge device | Gerät aufladen | Recharger appareil |
Cargar dispositivo



Operation range
Betriebsreichweite
Plage de fonctionnement
Alcance en funcionamiento



Out of range! If distance greater than 20 meters/65 feet
Ausser Reichweite! Wenn der Abstand größer als 20 Meter ist
Hors de portée! Si distance supérieure à 20 mètres
¡Fuera de alcance! Si la distancia es mayor que 20 metros





Reset
Zurücksetzen
Réinitialiser
Reiniciar





Only Roger transmitters running on software version 4.x are compatible with Roger Pass-around.

Nur Roger Sender, die über die Software-Version 4.x verfügen, sind mit dem Roger Pass-around kompatibel.

Seuls les émetteurs Roger ayant la version 4.x ou plus élevée sont compatibles avec Roger Pass-around.

Sólo emisores Roger que utilizan la versión de software 4.x y la siguiente son compatibles con Roger Pass-around.

Operating conditions:

Betriebsbedingungen:

0° to + 45° Celsius

Conditions de fonctionnement:

32° to +113° Fahrenheit

Condiciones de funcionamiento:

<95%

Relative humidity | relative Luftfeuchtigkeit | humidité relative | humedad relativa



>8



Waste Electrical and Electronic Equipment Directive

Elektro- und Elektronikgeräte-Abfall Richtlinie

Directive déchets d'équipements électriques et électroniques

Instrucciones de Residuos de Aparatos Eléctricos y Electrónicos



CE marking

CE-Kennzeichnung

Marquage CE

Marca CE



Class II



Indoor use



Important to read

Wichtig zu lesen

Important de lire

Importante de leer



ACMA - AUS/NZ



Phonak Communications AG
Laenggasse 17
CH-3280 Murten
Switzerland

www.phonak.com/phonak-roger

